



School Work Group  
Presentation Part I

# **Phase 1**

## Initial Screening Results

# PHASE 1 INITIAL SCREENING RESULTS

	ENROLLMENT	UTILIZATION	CONDITION	TRANSFER IN/OUT
Elementary C	305	96%		39%/41%
Elementary O	331	120%		92%/51%
Elementary E	360	81%	FMP	45%/63%

**PHASE 1 DOCUMENT** PREPARED BY THE SCHOOL WORK GROUP WILL LOOK SIMILAR TO THE SIMULATION MODEL, WITH THE FOUR INITIAL PHASE 1 CRITERIA EACH MARKED AS EITHER **CONSIDERED AT THIS TIME** OR **NOT CONSIDERED AT THIS TIME** FOR THE SPECIFIC CRITERIA.

# PHASE 1 INITIAL SCREENING RESULTS

	ENROLLMENT	UTILIZATION	CONDITION	TRANSFER IN/OUT
Elementary C	305	96%		39%/41%
Elementary O	331	120%		92%/51%
Elementary E	360	81%	FMP	45%/63%



**ENROLLMENT THRESHOLD:** SCHOOLS THAT DO NOT MEET THE MINIMUM THRESHOLD ON ENROLLMENT WOULD BE **CONSIDERED** FOR THIS CRITERIA.

ELEMENTARY: 400  
 MIDDLE SCHOOL: 600  
 HIGH SCHOOL: 800

\* NOTE: SCHOOLS WITH UNIQUE GRADE BANDS ARE INCLUDED WITH THE HIGHEST GRADE LEVEL (PK-8 SCORED AS MIDDLE SCHOOL)

# PHASE 1 INITIAL SCREENING RESULTS

	ENROLLMENT	UTILIZATION	CONDITION	TRANSFER IN/OUT
Elementary C	305	96%		39%/41%
Elementary O	331	120%		92%/51%
Elementary E	360	81%	FMP	45%/63%



**UTILIZATION RATE THRESHOLD:** SCHOOLS THAT HAVE A UTILIZATION RATE LESS THAN 90% WILL BE **CONSIDERED** FOR THIS CRITERIA.

# PHASE 1 INITIAL SCREENING RESULTS

	ENROLLMENT	UTILIZATION	CONDITION	TRANSFER IN/OUT
Elementary C	305	96%		39%/41%
Elementary O	331	120%		92%/51%
Elementary E	360	81%	FMP	45%/63%



**CONDITION THRESHOLD:** RENOVATED OR REPLACED SCHOOLS (FMP) WILL BE **NOT CONSIDERED** FOR THIS CRITERIA.

SCHOOLS YET TO BE REPLACED OR RENOVATED (LEGACY) WILL BE **CONSIDERED** FOR THIS CRITERIA.

BUILDINGS WHICH HAVE RECEIVED OR ARE SOON SET TO RECEIVE MAJOR DEFERRED MAINTENANCE PROJECTS (OPERATION: FIX IT ) WILL BE **NOT CONSIDERED** FOR THIS CRITERIA.

# PHASE 1 INITIAL SCREENING RESULTS

	ENROLLMENT	UTILIZATION	CONDITION	TRANSFER IN/OUT
Elementary C	305	96%		39%/41%
Elementary O	331	120%		92%/51%
Elementary E	360	81%	FMP	45%/63%



## TRANSFER IN/OUT THRESHOLD:

ELEMENTARY: LESS THAN **45%** TRANSFERRING IN AND/OR GREATER THAN **45%** TRANSFERRING OUT WOULD BE **CONSIDERED**.

MIDDLE SCHOOL: LESS THAN **35%** TRANSFERRING IN AND/OR GREATER THAN **50%** TRANSFERRING OUT WOULD BE **CONSIDERED**.

HIGH SCHOOL: LESS THAN **30%** TRANSFERRING IN AND/OR GREATER THAN **50%** TRANSFERRING OUT WOULD BE **CONSIDERED**.

# PHASE 1 DATA COMPOSITE - ELEMENTARY

Elementary Schools	Grade Range	School Type	4-Year Avg. Enroll. (2014-17)	Building Utilization	Building Condition	Transfer In Transfer Out
Alpine Elementary School	KG - 03	ES	453	94%		30% / 45%
Avalon Elementary School	KG - 03	ES	549	118%		19% / 41%
Avondale Elementary School	PS - 05	ES	307	77%	FMP	48% / 34%
Binns Elementary School	KG - 05	ES	371	99%	FMP	39% / 35%
Broadleigh Elementary School	PS - 05	ES	333	83%		64% / 48%
Burroughs Elementary School	PS - 05	ES	438	80%	FMP	42% / 45%
Cassady Elementary School	PS - 05	ES	373	99%	OFI	46% / 48%
Cedarwood Elementary School	PS - 05	ES	412	87%	FMP	41% / 28%
Clinton Elementary School	KG - 05	ES	457	122%	FMP	22% / 35%
Columbus Spanish Immersion Academy	PS - 06	ES	345	77%	FMP	
Como Elementary School	PS - 05	ES	352	88%		40% / 56%
Cranbrook Elementary School	KG - 05	ES	299	92%		49% / 34%
Devonshire Elementary School	PS - 05	ES	512	114%	OFI	65% / 30%
Duxberry Park Elementary School	PS - 05	ES	271	68%	OFI	
Eakin Elementary School	PS - 05	ES	319	91%		23% / 47%
East Columbus Elementary School	PS - 05	ES	387	103%	FMP	42% / 53%
East Linden Elementary School	PS - 05	ES	349	87%	FMP	54% / 59%
Eastgate Elementary School	PS - 05	ES	305	81%	FMP	60% / 45%
Easthaven Elementary School	PS - 05	ES	444	111%		42% / 52%
Ecole Kenwood French Immersion	PS - 06	ES	298	66%	FMP	
Fairmoor Elementary School	PS - 05	ES	390	87%	FMP	43% / 57%
Fairwood Elementary School	PS - 06	ES	342	72%		58% / 67%

# PHASE 1 DATA COMPOSITE - ELEMENTARY

Forest Park Elementary School	KG - 05	ES	444	99%	OFI	56% / 52%
Gables Elementary School	KG - 05	ES	404	90%		41% / 27%
Georgian Heights Elementary School	PS - 05	ES	534	119%	FMP	22% / 21%
Hamilton STEM Academy	PS - 06	ES	496	86%	OFI	42% / 67%
Highland Elementary School	PS - 05	ES	327	73%	OFI	59% / 52%
Hubbard Mastery School	PS - 06	ES	336	89%		79% / 47%
Indian Springs Elementary	KG - 05	ES	390	92%	OFI	49% / 42%
Innis Elementary School	KG - 05	ES	389	91%		55% / 60%
Leewood Elementary School	PS - 05	ES	318	91%	FMP	50% / 66%
Liberty Elementary School	PS - 05	ES	518	115%	FMP	23% / 53%
Lincoln Park Elementary School	PS - 06	ES	369	98%	FMP	31% / 46%
Lindbergh Elementary School	PS - 05	ES	280	93%		33% / 41%
Linden STEM Academy	PS - 06	ES	470	89%	FMP	63% / 65%
Livingston Elementary School	PS - 06	ES	449	112%	FMP	47% / 59%
Maize Elementary School	PS - 05	ES	302	71%		55% / 64%
Moler Elementary School	PS - 06	ES	458	96%	OFI	34% / 64%
North Linden Elementary School	KG - 05	ES	452	113%		33% / 62%
Northgate Intermediate	04 - 05	ES	330	88%		20% / 42%
Northtowne Elementary School	PS - 05	ES	316	105%		60% / 38%
Oakland Park Elementary School	PS - 05	ES	332	95%	FMP	
Oakmont Elementary School	KG - 05	ES	403	107%	FMP	63% / 57%
Ohio Elementary School	PS - 05	ES	329	82%	FMP	45% / 61%
Olde Orchard Elementary School	KG - 05	ES	530	118%	FMP	47% / 40%



# PHASE 1 DATA COMPOSITE - ELEMENTARY

Parkmoor Elementary School	PS - 05	ES	308	103%		63% / 69%
Parsons Elementary School	PS - 05	ES	460	92%	FMP	40% / 24%
Salem Elementary School	KG - 05	ES	352	101%		27% / 39%
Scottwood Elementary School	PS - 05	ES	479	106%		51% / 57%
Shady Lane Elementary School	PS - 05	ES	450	120%	FMP	43% / 58%
Siebert Elementary School	PS - 06	ES	321	117%		93% / 52%
South Mifflin STEM Academy	PS - 06	ES	329	88%	FMP	33% / 59%
Southwood Elementary School	PS - 06	ES	349	87%	FMP	41% / 39%
Stewart Alternative Elementary School	PS - 06	ES	326	100%	FMP	99% / 60%
Sullivant Elementary School	PS - 05	ES	311	78%	FMP	33% / 52%
Trevitt Elementary School	PS - 05	ES	294	69%	FMP	43% / 64%
Valley Forge Elementary School	PS - 05	ES	335	89%	OFI	67% / 32%
Valleyview Elementary School	PS - 05	ES	286	95%		40% / 43%
Watkins Elementary School	PS - 05	ES	377	89%	FMP	28% / 44%
Weinland Park Elementary School	PS - 05	ES	372	99%	FMP	37% / 38%
West Broad Elementary School	PS - 05	ES	520	95%		42% / 44%
West Mound Elementary School	PS - 05	ES	453	101%	FMP	34% / 38%
Westgate Elementary School	PS - 05	ES	331	74%		58% / 33%
Windsor STEM Academy	PS - 06	ES	456	76%		34% / 64%
Winterset Elementary School	PS - 05	ES	290	97%		36% / 50%
Woodcrest Elementary School	PS - 05	ES	379	108%		51% / 53%

# PHASE 1 DATA COMPOSITE - MIDDLE SCHOOLS

Arts Impact Middle School	06 - 08	MS	526	86%	FMP	
Berwick Alternative	PS - 08	MS	734	117%	FMP	66% / 19%
Buckeye Middle School	06 - 08	MS	425	84%		19% / 31%
Champion Middle School	06 - 08	MS	374	67%	FMP	49% / 59%
Cols. City Preparatory School for Boys	06 - 08	MS	178	41%		
Cols. City Preparatory School for Girls	06 - 08	MS	331	68%		
Dominion Middle School	06 - 08	MS	552	114%		20% / 43%
Hilltonia Middle School	06 - 08	MS	472	85%	OFI	35% / 34%
Indianola Alternative	KG - 08	MS	644	97%	FMP	
Johnson Park Middle School	06 - 08	MS	368	64%		44% / 56%
Medina Middle School	06 - 08	MS	386	69%		30% / 59%
Mifflin Middle School	06 - 08	MS	388	46%		56% / 53%
Ridgeview Middle School	06 - 08	MS	517	99%		48% / 20%
Sherwood Middle School	06 - 08	MS	445	67%	OFI	38% / 54%
Starling K-8	PS - 08	MS	620	115%	FMP	30% / 42%
Wedgewood Middle School	06 - 08	MS	509	76%	FMP	26% / 25%
Westmoor Middle School	06 - 08	MS	523	97%		36% / 38%
Woodward Park Middle School	06 - 08	MS	849	89%		19% / 38%
Yorktown Middle School	06 - 08	MS	393	100%		22% / 63%

# PHASE 1 DATA COMPOSITE - HIGH SCHOOLS


Beechcroft High School	09 - 12	HS	611	83%		54% / 54%
Briggs High School	09 - 12	HS	906	98%		14% / 37%
Centennial High School	09 - 12	HS	767	125%		56% / 22%
Columbus Africentric Early College	PS - 12	HS	733	80%	FMP	
Columbus Alternative High School	09 - 12	HS	775	86%		
Columbus Downtown High School	10 - 12	HS	552	68%	FMP	
Columbus North International School	07 - 12	HS	558	55%		
East High School	09 - 12	HS	487	51%	FMP	48% / 59%
Eastmoor Academy	09 - 12	HS	718	86%		
Fort Hayes Arts & Academic High School	09 - 12	HS	699	74%	FMP	
Fort Hayes Career Center	10 - 12	HS	84	9%	FMP	
Independence High School	09 - 12	HS	627	75%	OFI	37% / 58%
Linden-McKinley STEM	07 - 12	HS	672	76%	FMP	21% / 69%
Marion-Franklin High School	09 - 12	HS	548	53%	OFI	33% / 44%
Mifflin High School	09 - 12	HS	782	96%		26% / 66%
Northland High School	09 - 12	HS	948	82%		35% / 46%
South High School	07 - 12	HS	912	90%	FMP	24% / 53%
Walnut Ridge High School	09 - 12	HS	722	74%	OFI	22% / 66%
West High School	09 - 12	HS	804	71%	OFI	31% / 36%
Whetstone High School	09 - 12	HS	904	94%		43% / 43%

# PHASE 1 DATA COMPOSITE - UNIQUE SCHOOLS


Beatty Park Elementary School	K-05	ES	87	72%	FMP	
Colerain Elementary School	PS - 05	ES	216	102%		74% / 37%
Columbus Gifted Academy	03 - 08	MS	364	48%		
Columbus Global Academy	06 - 09	HS	585	61%		
Columbus Scioto 6-12	06 - 12	HS	131	38%	FMP	
Huy / AG Bell Elementary School	PS - 05	ES	464	83%	FMP	49% / 55%

Special Education Placement or Program Placement	# of Teaching Stations	Operating Ratio (Teachers:Students)	Exceptionality Category
Beatty Park Elementary School	12	1:10 (ED) and 1:8 (MD)	Emotional Disturbance, Multiple Disabilities
Colerain Elementary School	18	1:8 (up to 8)	Orthopedically Impaired, Multiple Disabilities
Columbus Gifted Academy	37	1:20 (3-5) and 1:25 (6-8)	Gifted
Columbus Global Academy	45	1:25	Prefunctional LEP
Columbus Scioto 6-12	29	1:12 (up to 10)	Emotional Disturbance
Huy / AG Bell Elementary School	34	1:8 (PreK w/o IA 1:6)	Hearing Impaired, Multiple Disabilities

# PHASE 1 DATA COMPOSITE




# PHASE 1 DATA COMPOSITE




## ELEMENTARY

Devonshire Elementary School  
Olde Orchard Elementary School




## MIDDLE SCHOOL

Berwick Alternative  
Indianola Alternative




## HIGH SCHOOL




## UNIQUE SCHOOLS

# PHASE 1 DATA COMPOSITE




## ELEMENTARY

Clinton Elementary School  
Forest Park Elementary School  
Georgian Heights Elementary School  
Liberty Elementary School  
Livingston Elementary School  
Moler Elementary School  
Oakland Park Elementary School  
Oakmont Elementary School  
Parsons Elementary School  
Shady Lane Elementary School  
West Mound Elementary School




## MIDDLE SCHOOL

Starling K-8



## HIGH SCHOOL


South High School  
West High School  
Whetstone High School



## UNIQUE SCHOOLS

Columbus Gifted Academy  
Columbus Global Academy

# PHASE 1 DATA COMPOSITE




## ELEMENTARY

Alpine Elementary School  
Avalon Elementary School  
Avondale Elementary School  
Beatty Park Elementary School  
Binns Elementary School  
Burroughs Elementary School  
Cassady Elementary School  
Cedarwood Elementary School  
Colerain Elementary School  
Columbus Spanish Immersion Academy  
Cranbrook Elementary School  
Duxberry Park Elementary School  
East Columbus Elementary School  
Eastgate Elementary School

Easthaven Elementary School  
Ecole Kenwood French Immersion  
Hamilton STEM Academy  
Huy / AG Bell Elementary School  
Indian Springs Elementary  
Leawood Elementary School  
Lincoln Park Elementary School  
Linden STEM Academy  
North Linden Elementary School  
Northtowne Elementary School  
Scottwood Elementary School  
Stewart Alternative Elementary School  
Valley Forge Elementary School  
Weinland Park Elementary School  
West Broad Elementary School




# PHASE 1 DATA COMPOSITE



## MIDDLE SCHOOL

Arts Impact Middle School  
Hilltonia Middle School  
Ridgeview Middle School  
Westmoor Middle School



## HIGH SCHOOL


Centennial High School  
Columbus Africentric Early College  
Columbus Downtown High School  
Columbus Scioto 6-12  
Fort Hayes Arts & Academic High School  
Fort Hayes Career Center  
Marion-Franklin High School  
Northland High School



## UNIQUE SCHOOLS

Beatty Park Elementary School  
Colerain Elementary School  
Columbus Scioto 6-12  
Huy / AG Bell Elementary School

# PHASE 1 DATA COMPOSITE




## ELEMENTARY

Eakin Elementary School  
East Linden Elementary School  
Fairmoor Elementary School  
Gables Elementary School  
Highland Elementary School  
Innis Elementary School  
Lindbergh Elementary School  
Ohio Elementary School  
Parkmoor Elementary School  
Salem Elementary School  
Siebert Elementary School  
South Mifflin STEM Academy  
Southwood Elementary School


Sullivant Elementary School  
Trevitt Elementary School  
Valleyview Elementary School  
Watkins Elementary School  
Westgate Elementary School  
Windsor STEM Academy  
Winterset Elementary School  
Woodcrest Elementary School

# PHASE 1 DATA COMPOSITE



## MIDDLE SCHOOL


Champion Middle School  
Cols. City Preparatory School for Boys  
Cols. City Preparatory School for Girls  
Columbus Gifted Academy  
Dominion Middle School  
Sherwood Middle School  
Wedgewood Middle School  
Woodward Park Middle School  
Yorktown Middle School



## HIGH SCHOOL


Columbus Alternative High School  
Columbus Global Academy  
Columbus North International School  
East High School  
Eastmoor Academy  
Independence High School  
Linden-McKinley STEM  
Mifflin High School  
Walnut Ridge High School

# PHASE 1 DATA COMPOSITE



## ELEMENTARY

Broadleigh Elementary School  
Como Elementary School  
Fairwood Elementary School  
Hubbard Mastery School  
Maize Elementary School  
Northgate Intermediate



## MIDDLE SCHOOL

Buckeye Middle School  
Johnson Park Middle School  
Medina Middle School  
Mifflin Middle School



## HIGH SCHOOL

Beechcroft High School

# PHASE 1 DATA COMPOSITE

## ELEMENTARY



Devonshire Elementary  
Olde Orchard Elementary

Clinton Elementary  
Forest Park Elementary  
Georgian Heights Elementary  
Liberty Elementary  
Livingston Elementary  
Moler Elementary  
Oakland Park Elementary  
Oakmont Elementary  
Parsons Elementary  
Shady Lane Elementary  
West Mound Elementary

Alpine Elementary  
Avalon Elementary  
Avondale Elementary  
Binns Elementary  
Burroughs Elementary  
Cassady Elementary  
Cedarwood Elementary  
Columbus Spanish Immersion  
Cranbrook Elementary  
Duxberry Park Elementary  
East Columbus Elementary  
Eastgate Elementary  
Easthaven Elementary  
Ecole Kenwood French Immersion  
Hamilton STEM Academy  
Indian Springs Elementary  
Leawood Elementary  
Lincoln Park Elementary  
Linden STEM Academy  
North Linden Elementary  
Northtowne Elementary  
Scottwood Elementary  
Stewart Alternative Elementary  
Valley Forge Elementary  
Weinland Park Elementary  
West Broad Elementary


Eakin Elementary  
East Linden Elementary  
Fairmoor Elementary  
Gables Elementary  
Highland Elementary  
Innis Elementary  
Lindbergh Elementary  
Ohio Elementary  
Parkmoor Elementary  
Salem Elementary  
Siebert Elementary  
South Mifflin STEM  
Southwood Elementary  
Sullivant Elementary  
Trevitt Elementary  
Valleyview Elementary  
Watkins Elementary  
Westgate Elementary  
Windsor STEM Academy  
Winterset Elementary  
Woodcrest Elementary

Broadleigh Elementary  
Como Elementary  
Fairwood Elementary  
Hubbard Mastery  
Maize Elementary  
Northgate Intermediate

**REPRESENTS  
PHASE 1  
INITIAL  
SCREENING  
ONLY**

# PHASE 1 DATA COMPOSITE

## MIDDLE SCHOOLS



Berwick Alternative  
Indianola Alternative

Starling K-8

Arts Impact Middle School  
Hilltonia Middle School  
Ridgeview Middle School  
Westmoor Middle School


Champion Middle School  
Cols. City Prep School for Boys  
Cols. City Prep School for Girls  
Dominion Middle School  
Sherwood Middle School  
Wedgewood Middle School  
Woodward Park Middle School  
Yorktown Middle School

Buckeye Middle School  
Johnson Park Middle School  
Medina Middle School  
Mifflin Middle School

**REPRESENTS  
PHASE 1  
INITIAL  
SCREENING  
ONLY**

# PHASE 1 DATA COMPOSITE

## HIGH SCHOOLS



South High School  
West High School  
Whetstone High School

Centennial High School  
Columbus Africentric Early College  
Columbus Downtown High School  
Ft Hayes Arts & Academic High  
Ft Hayes Career Center  
Marion-Franklin High School  
Northland High School


Columbus Alternative High School  
Columbus North International  
East High School  
Eastmoor Academy  
Independence High School  
Linden-McKinley STEM  
Mifflin High School  
Walnut Ridge High School

Beechcroft High School

**REPRESENTS  
PHASE 1  
INITIAL  
SCREENING  
ONLY**

# PHASE 1 DATA COMPOSITE

## UNIQUE SCHOOLS



Columbus Gifted Academy  
Columbus Global Academy

Beatty Park Elementary  
Colerain Elementary  
Columbus Scioto 6-12  
Huy/AG Bell Elementary

REPRESENTS  
**PHASE 1**  
INITIAL  
SCREENING  
ONLY



# MOVING FORWARD

## REMINDER:

- Not all 110 buildings will move on the Amber Scale in Phase 2.
- Not all criteria will be applied in Phase 2 - only those with significant values/situations.
- A building that finishes Phase 1 closer to “Not Considered” might still be Considered or Recommended at end of Phase 2.
- Phase 3 Impact criteria will only be examined for buildings most likely to be Recommended for change/closure (close to or within the “Recommended Zone”).



TASK FORCE **DISCUSSION**

## **Phase 1**

# Initial Screening Results



TASK FORCE **VOTE #3**

**Vote to Approve the School  
Work Group to Move Forward  
with Phase 2 and Phase 3**



MORE INFORMATION AVAILABLE ON  
SHAREPOINT AND WEBSITE:

[www.ccsok.us](http://www.ccsok.us)

**REMINDER:  
NEXT MEETING ON JUNE 14**